


## AUS74 installation methods


### For flexible plastic conduit




Flexible plastic conduit installation.




You can connect a maximum of four Ø 16 mm flexible plastic conduit to the box



Adjustable box depth provides lots of installation space.



Boxes combinations are easy to assemble before installing it into the wall.



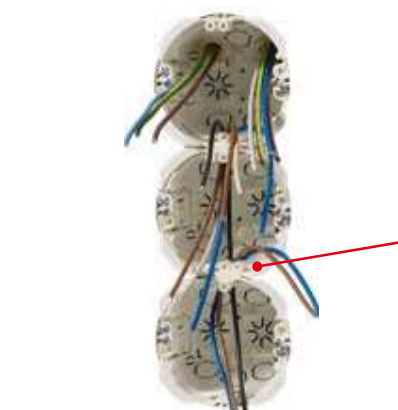
They have retractable deflections for three wires from box to box.



Ø 16 mm pipe entries can be used for cable. Strips are used as strain reliefs.



At the bottom of the box there are two cable entries for 8-13 mm cables.



It is easy to make combinations in any direction. Boxes can be joined to each other using the T-grooves on the sides of the box without separate accessories.

